



KDB Role in Social Infrastructure Development

Project Finance Department I
Chief of Road team Kim hoon

Index

I . Project Finance Market in Korea

- I-1. History of PF Market
- I-2. Evolution of PF Market

II. KDB Role

- II-1. KDB Position in PF Market
- II-2. PF League Table
- II-3. Awards
- II-3. Major Track Record

Chapter 1

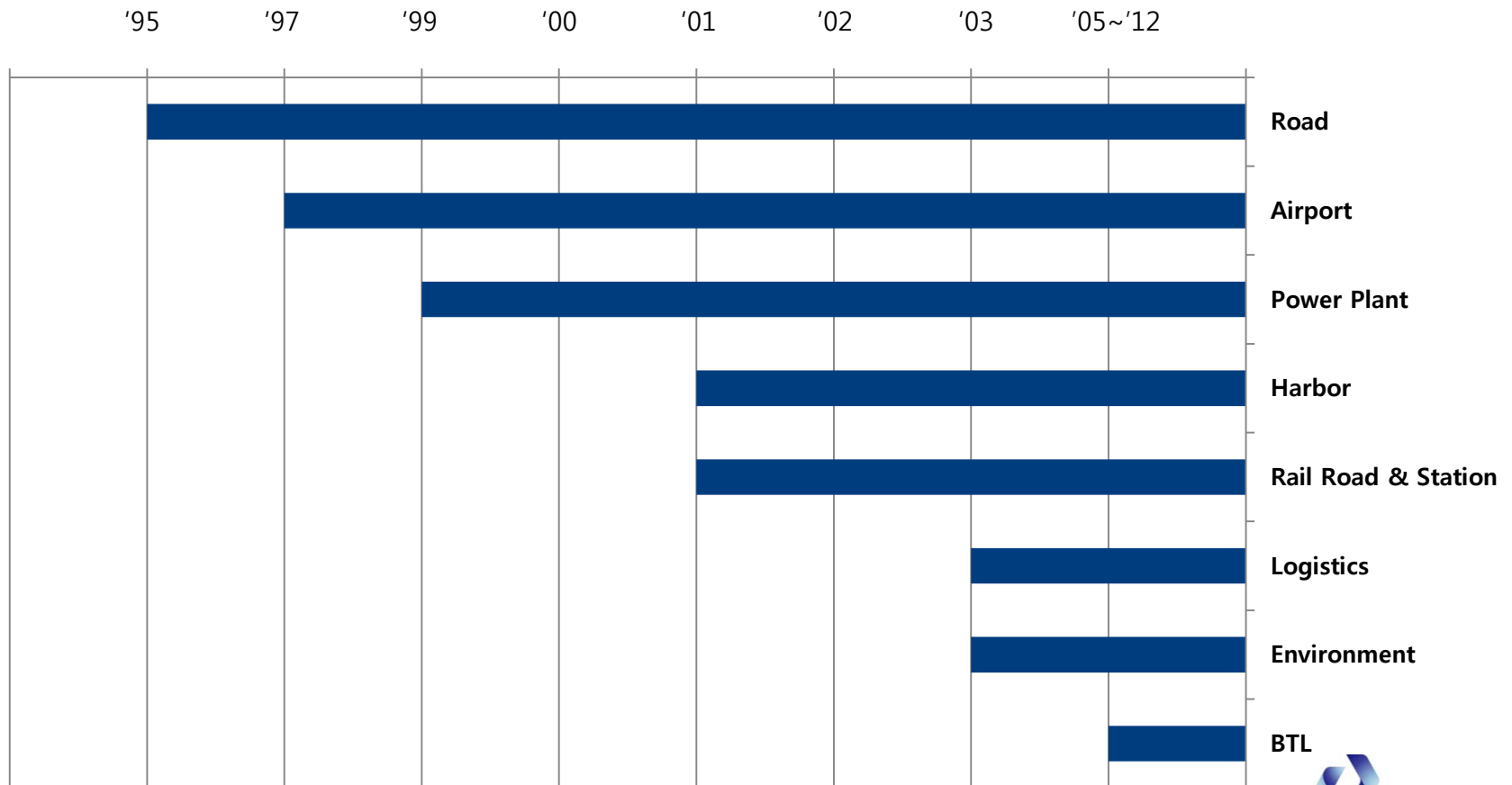
Project Finance Market in Korea

I -1. History of PF Market

KDB Financial Group

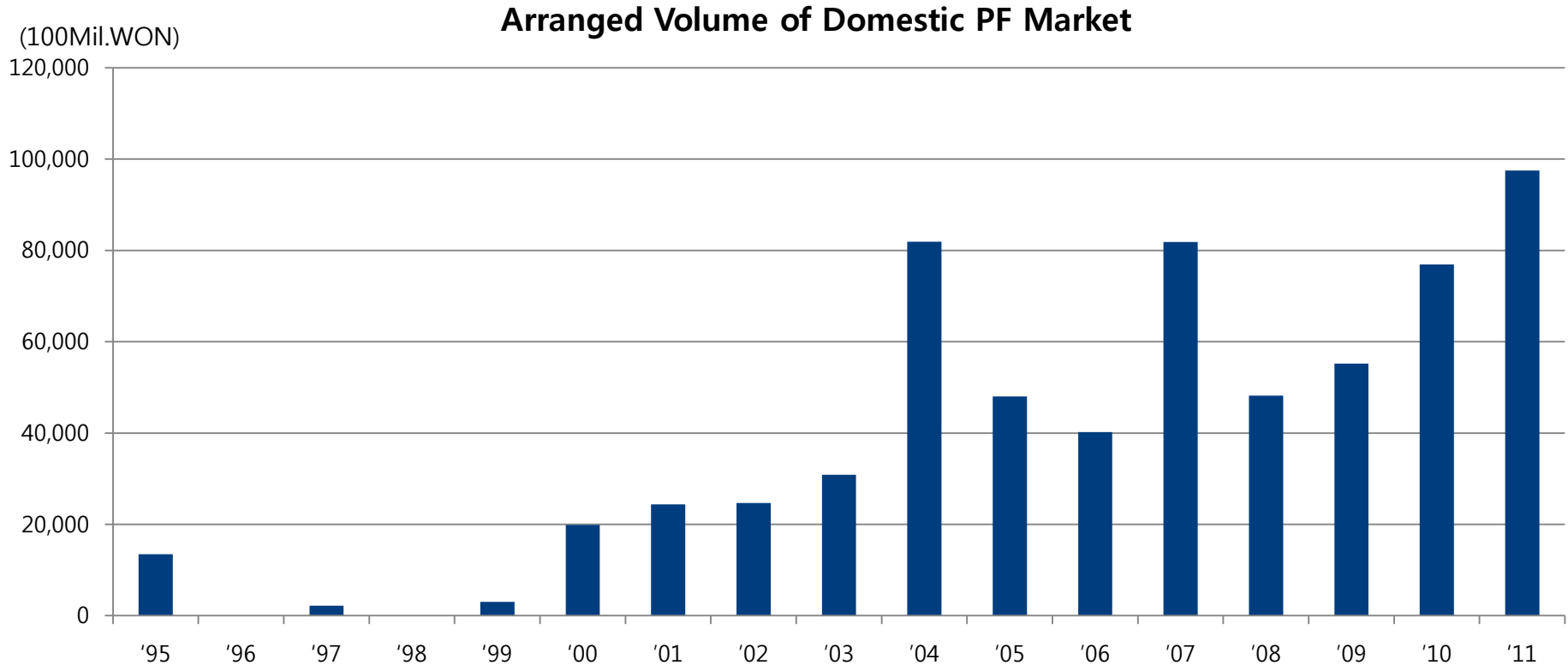
✓ Domestic Public-Private Partnership(PPP) Infrastructure Market History

- Start from Road & Airport Project to Environment & BTL project



I - 2. Evolution of PF Market

- ✓ Surging the PF Market Volume after 2000
 - Needs of infrastructure after rapid growth from 60's
 - Surging the investment to solve the shortage of infrastructure



Chapter 2

KDB Role

II-1. KDB Position in PF Market

KDB Financial Group

KDB
Project Finance



Power & Energy, Natural Resources,
Railway, Railroad, Airport Facilities,
Seaport, Environment, Tunnel,
Logistics, Plant



Overview

- Top Arranger & Key Financial Advisor
 - Facilitated KRW 40 trillion for 174 projects since 1995
- Leader of Korean PF Market
 - Introduced PF to Korea
 - Expanding PF Market from traditional infrastructure such as Road, Railroad, Harbor projects to new areas such as Logistics, Environment and BTL projects
 - Dominant market share in the domestic PF market

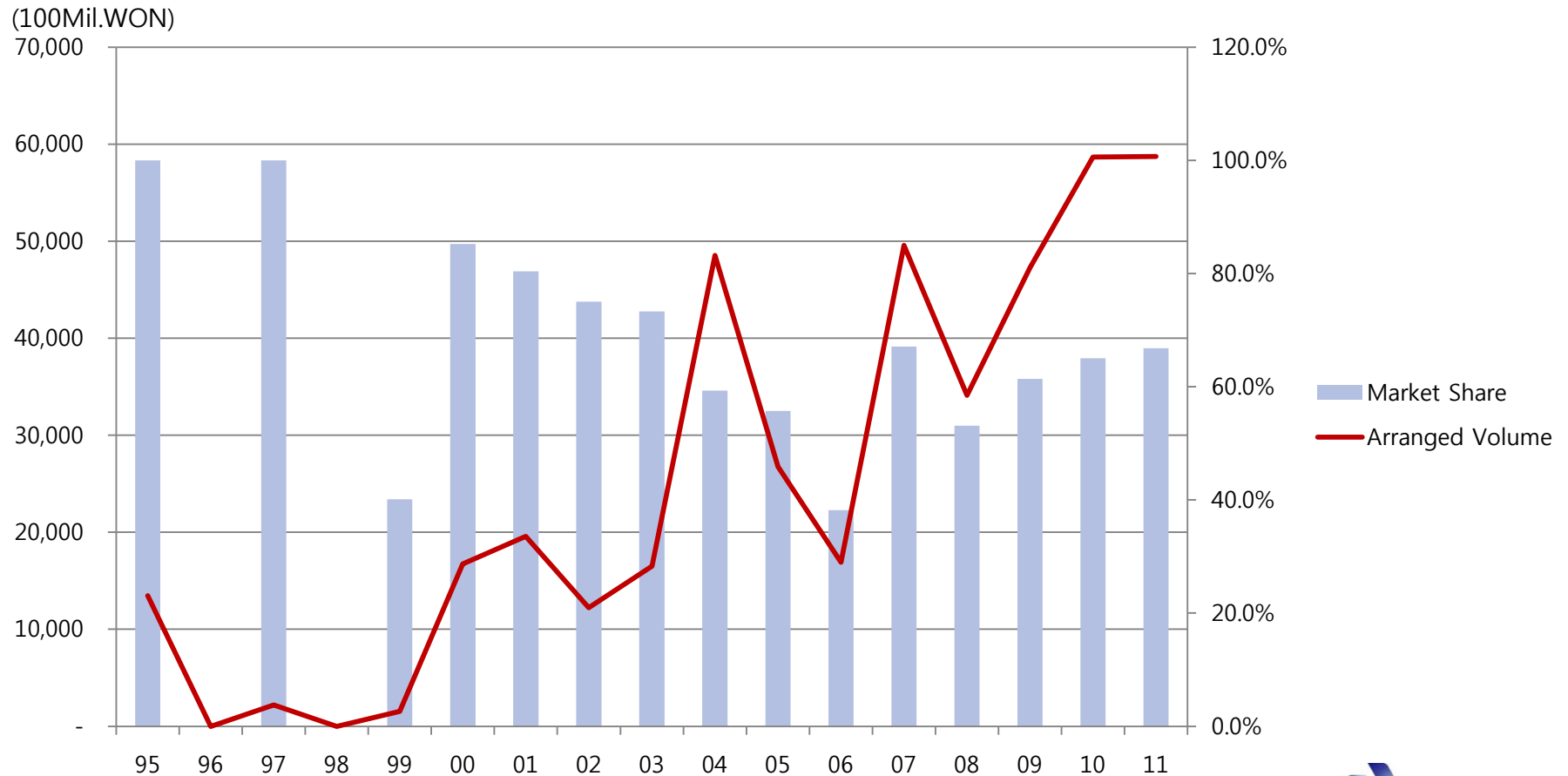
Overview

- Major Government partner in the PFI project sector
 - Advisor to various government bodies for policy formulation and project implementation
 - Key participant in major infrastructure projects
- Expansion to Overseas PF Market
 - 17 projects in 6 continents including Australia coal terminal project, Indonesia lube base oil plant project, Singapore aromatics plant project.

II-1. KDB Position in PF Market(Cont'd)

KDB Financial Group

☑ KDB Financial Advisory & Arranged Volume(YOY)



II-2. KDB Position in PF Market(Cont'd)

KDB Financial Group

KDB Ranking Trend

| Item | 2007 | 2008 | 2009 | 2010 | 2011 |
|------------------------------|------|------|------|------|------|
| Global Arranger | | | 13th | 11th | 18th |
| Aisa Arranger | 2nd | 4th | 5th | 6th | 6th |
| Global PPP Arranger | 1st | 2nd | 2nd | 1st | 2nd |
| Global PPP Financial Advisor | 5th | 10th | 5th | 4th | 8th |

Source: Dealogic Mag.

League Table (2011)

Global PFI/PPP PF Loan Ranking

| Global PFI/PPP Project Finance Loans Ranking - Full Year 2011 | | | | |
|---|---------------------------------|-----------|-------|---------|
| Rank | Mandated Lead Arranger | Value \$m | Deals | % Share |
| 1 | State Bank of India | 8,774 | 27 | 13.4 |
| 2 | Korea Development Bank | 3,742 | 12 | 5.7 |
| 3 | Sumitomo Mitsui Financial Group | 3,344 | 23 | 5.1 |
| 4 | BBVA | 2,640 | 18 | 4.0 |
| 5 | Axis Bank Ltd | 2,419 | 11 | 3.7 |
| 6 | Santander SA | 2,043 | 16 | 3.1 |
| 7 | Credit Agricole CIB | 1,997 | 17 | 3.1 |
| 8 | ANZ | 1,701 | 6 | 2.6 |
| 9 | SG CIB | 1,681 | 14 | 2.6 |
| 10 | Commonwealth Bank of Australia | 1,558 | 5 | 2.4 |

Asian PF Loan Ranking

| Asian Project Finance Loans Ranking - Full Year 2011 | | | | |
|--|--|-----------|-------|---------|
| Rank | Mandated Lead Arranger | Value \$m | Deals | % Share |
| 1 | State Bank of India | 29,396 | 83 | 26.8 |
| 2 | IDBI Bank | 8,271 | 19 | 7.5 |
| 3 | Axis Bank | 7,589 | 28 | 6.9 |
| 4 | ICICI Bank | 5,503 | 21 | 5.0 |
| 5 | Bank of China | 4,537 | 10 | 4.1 |
| 6 | Korea Development Bank | 4,530 | 18 | 4.1 |
| 7 | China Development Bank Corp | 3,516 | 6 | 3.2 |
| 8 | Sumitomo Mitsui Financial Group | 2,406 | 26 | 2.2 |
| 9 | Infrastructure Development Finance Co Ltd - IDFC | 2,216 | 23 | 2.0 |
| 10 | Standard Chartered | 2,159 | 23 | 2.0 |

(Dealogic)

II-3. Awards

KDB Financial Group

ProjectFinance Deals of the Year 2011

Jurong Aromatics

SK Group, EDBI
USD 2,442 million
Aromatics Plant
Mandated Lead Arranger
2011 Singapore

Wiggins Island Coal Export Terminal

WICET
USD 3,464 million
Coal Export Terminal
Mandated Lead Arranger
2011 Australia

EUROMONEY ProjectFinance

Deal of the Year



GK해상도로주식회사 Busan-Geoje Tunnel & Bridge

KRW 1,155 billion
(USD1,174 million equiv.)
8.2 Km
A series of cable-stayed bridges
and an immersed tunnel
March 2007
Financial Advisor,
Mandated Lead Arranger

EUROMONEY ProjectFinance



Deals of the Year

Boleo Copper Mine USD 1,213million

Mining Project
Mandated Lead Arranger
2010 Mexico

EUROMONEY ProjectFinance



Deals of the Year

Sosa Wonsi
Double-track
Electrification
KRW 1,694,300million
Transportation (Rail)
Mandated Lead Arranger
2010 Korea

EUROMONEY ProjectFinance



Deal of the Year

Uijeongbu LRT

EUR132million
KRW169billion

Light Rail Transport
October 2006
Mandated Lead
Arranger

EUROMONEY ProjectFinance



Deal of the Year

GS EPS

Bugok Combined Cycle
Power Plant 2
KRW 204,628 million
(USD 204 million equiv.)

Merchant IPP
550 MW Capacity
December 2005
Financial Advisor
Mandated Lead Arranger

K POWER

K Power
KRW 440,500 million
(USD 400 million equiv.)

Merchant IPP
1,074MW Capacity
December 2004
Mandated Lead Arranger

EUROMONEY ProjectFinance



Power Deal of the Year



Power Deal of the Year



1,074MW LNG **CCPP
***Merchant Power

*K-Power

KRW 440.5 billion

Mandated
Sole Lead Arranger

railroad linking
Incheon Int'l Airport
and Seoul

IIAR
KRW 3,310 billion

Financial Advisor &
Mandated Lead Arranger

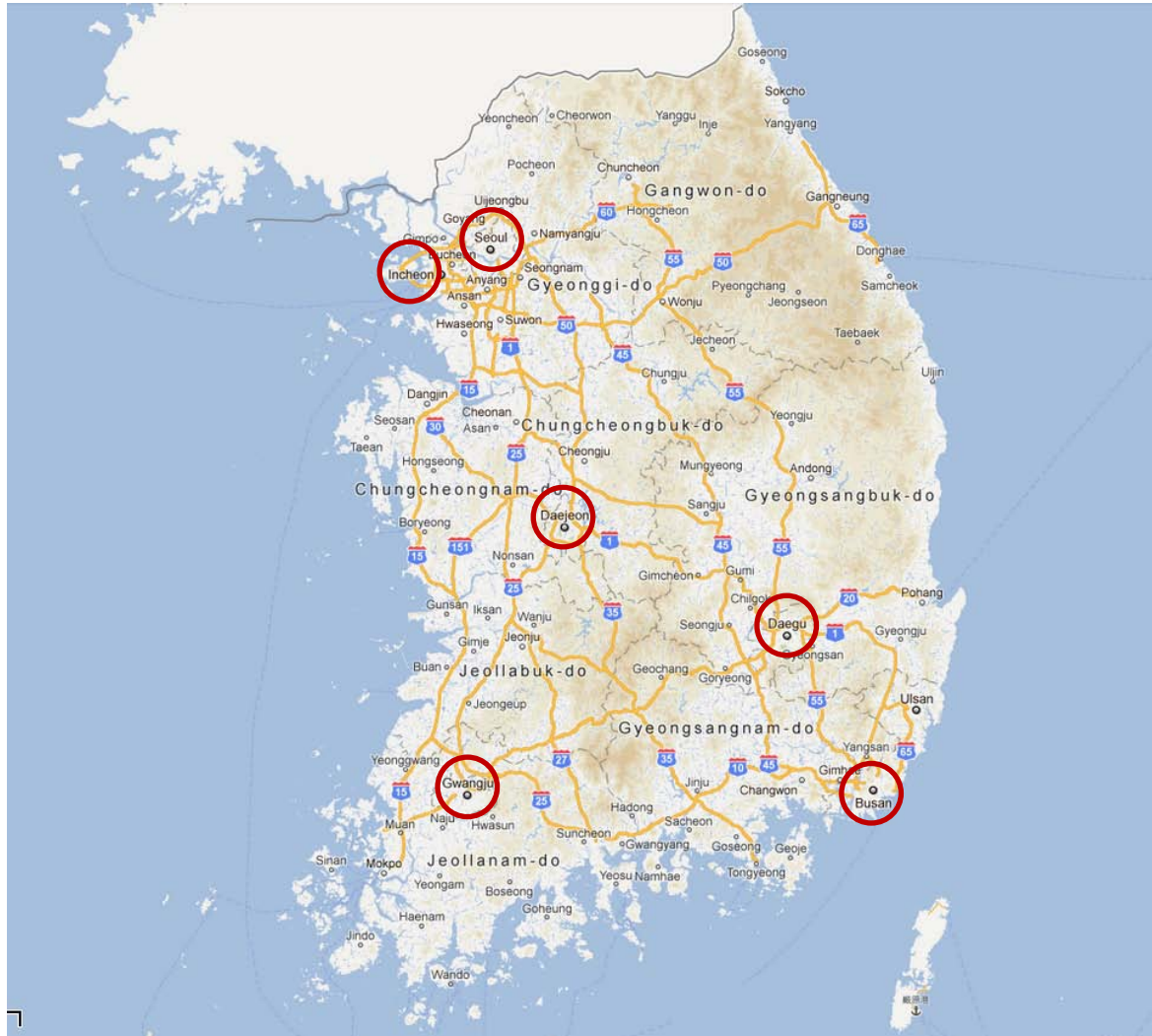
II-4. Major Track Record

KDB Financial Group

| Year | Project Name | Total Cost(Mil.Won) | Sector |
|------|--|---------------------|-------------|
| 1995 | Seoul Beltway Refinancing | 17,400 | Road |
| 1996 | Kyungin Canal | 19,597 | Logistics |
| 2000 | Daegu-Busan Highway | 25,214 | Road |
| 2001 | Seoul Beltway | 20,174 | Road |
| | Chonan-Nonsan Highway | 16,289 | Road |
| 2002 | Kangnam Beltway | 10,397 | Road |
| 2003 | Busan-Geojae Fixed Link Road | 21,205 | Road |
| 2004 | Incheon Int'l Airport Railroad | 44,149 | Railroad |
| | New Ansan-Seoul Railroad | 27,000 | Railroad |
| 2005 | New Bundang Railroad | 15,143 | Railroad |
| 2006 | Oman, Aromatics | USD1,557m | Plant |
| 2007 | Saudi Arabia, Shuqaiq II IWPP | USD1,855m | Power Plant |
| | Busan-Geojae Fixed Link Refinancing | 20,178 | Road |
| 2008 | Yemen, LNG | USD4,995m | Plant |
| | New Bundang Railroad Refinancing | 17,447 | Railroad |
| 2009 | Incheon Int'l Airport Railroad Refinancing | 39,849 | Railroad |
| | Posco Power | 18,173 | Power Plant |
| 2010 | Shinbundang Line (SBL) Extension Project | 17,631 | Railroad |
| | Suwon~Gwangmyeong Expressway Project | 16,719 | Road |
| 2011 | Wiggins Island Coal Export Terminal | USD3,464m | Logistics |
| | Guri~Pocheon Expressway | 17,042 | Road |

□ Map of South Korea

KDB Financial Group



Thank You !